



SURF FOR FREE AND GET PAID TO MAKE WAVES


ALOHA WIFI APP WHITEPAPER

V.38 (confidential - not for distribution)

SHARE YOUR UNUSED DATA



EARN ALOHA LOYALTY TOKENS



THEN TRADE...



OR **SPEND** WITH SOME OF THE WORLD'S TOP BRANDS AND ONLINE RETAILERS



THE ALOHA SYSTEM ARCHITECTURE

HOTSPOT HOST BENEFITS

Join and download the app for **FREE**

Get paid to share unused or spare data with other members of the **ALOHA community**

Control when and what data they share dynamically

Enjoy **access** to the ALOHA affiliate community

ALOHA FOR BUSINESS BENEFITS

Increase traffic to venue by as much as 50% over 90 days

Send specific offers directly to local audience

Earn loyalty tokens

Use loyalty tokens to pay for advertising and marketing both nationally and locally

Watch your business grow

WIFI GUEST BENEFITS

Join and download the app for **FREE**

Simple Connection wherever your smartphone detects Aloha Open Wi-Fi hotspot. No costs. No Password. No need to share your social media credentials


Data usage through ALOHA Hosts is **FREE!**



THE PROBLEM

 **3.5**
BILLION
PHONE USERS

 **76%**
OF USERS
CAN'T
GET ONLINE

 **67%**
DON'T USE
THEIR FULL
MONTHLY DATA
ALLOWANCE

Globally 3.5 billion people carry smartphones. Everyone has to pay that monthly bill. Yet on a daily basis, 76% of us find ourselves in the position where we cannot get online or we cannot get online unless we pay.

Did you know that 67% of us do not use all the bandwidth (data) allocated to us, either on our mobile phone contracts or home / business Internet Service Provider contracts?

Surf the web and make waves with *Aloha*

THE SOLUTION

Aloha is a service that monetises unused data, allowing smartphones via the Aloha app, the opportunity to share some of that data by sharing wifi & data in exchange for payment in loyalty tokens. Aloha is totally secure, free to access and open for anyone nearby that needs it.



MARKET SIZE

There are 50 million smartphone users in the UK, 3.5 billion globally. Our aim is to have our app downloaded by a minimum of 1% of smartphones globally with the most density in the UK, Europe and North America.

YouTube, WhatsApp and Skype have each been downloaded more than 1.5 billion times in the last 10 years, our marketing strategy is aiming for 3.5 million UK subscribers within 36 months, with global downloads of 25 million users within 5 years.



MARKET REASEARCH

FOCUS GROUP AND MARKET RESEARCH



Our UK PR partners helped us conduct a series of online market surveys and live focus groups. The objectives being to evaluate how Aloha was received by our target market (18 - 35), their likes, dislikes and of course for SunnyBird PR to develop their strategy for achieving 100k downloads per month within the UK.

The feedback from the focus group was nothing less than incredible. 100% of the audience said they would download the app. A synopsis of results:

Key questions - answered on a scale of 1 - 10	
How important is Wi-Fi to you?	8.1/10
Would you use the Aloha global hotspot if you needed to?	92% Yes
Would you share data in exchange for payment using Aloha Loyalty Token?	92% Yes
Are you open to receive Push Messages?	100%
Are you interested in Crypto?	61%
Do you currently trade?	0%
Would you use Aloha to trade crypto?	78%
How do you rate the App?	8.4/10
Will you download and use the app?	100%
Would you join our Ambassador program?	63%

The results speak for themselves. 100% of our target market will use the app and read our advertisers messages, 78% will use it to trade and learn about crypto trading. 63% will join our viral marketing campaign to reach new users. When asked to describe what they liked about Aloha 65% commented that they like the rewards, the free money etc, 25% commented that they like the idea of doing something socially positive and others that they like the idea of utilising an otherwise wasted resource.

MARKET STRATEGY

CURRENT STATISTICS:

- Primary target market is in the 18 -35 age group.
- 100,000 people pre -registered.
- Initial UK market focus.

Q4 MISSION OBJECTIVE:

- Maintain a level of 100,000 downloads per month in H2 2021.
- 25 million downloads globally within 36 months, 3.5 million within the UK, representing less than 1% of smartphone users.
- By comparison apps such as Facebook & WhatsApp have achieved penetration of 1.5 billion downloads, approximately 60% of smartphone users. We foresee our app achieving similar ubiquity in time.



ACHIEVED BY:

- Engaging high profile PR and Digital agencies such as SunnyBird PR and Gem Chasers.
- Celebrity and Influencer marketing
- Reciprocal marketing with other non- competing apps in the gaming, betting and media sectors.

GROWTH:

- When critical mass in the UK is reached, we will commence our international roll out program across North America, Australia and NZ, Europe, Asia, South America and Africa.

YEAR	2021				2022				2023			
	Q1	Q2	Q3	Q4	Q1	Q2	Q3	Q4	Q1	Q2	Q3	Q4
UK	X	X	X	X	X	X	X	X	X	X	X	X
EUROPE				X	X	X	X	X	X	X	X	X
USA						X	X	X	X	X	X	X
ASIA								X	X	X	X	X
AUSTRALIA & NZ								X	X	X	X	X
AFRICA									X	X	X	X
SOUTH AMERICA									X	X	X	X



GLOBAL APP STATS

- To-date apps have grossed more than \$86 Billion.
- Tools & Communications are the top 2 downloaded app categories globally.
- The average smartphone user looks at their phone 47 times per day.
- The mobile app industry is set for 38.5% growth by 2021.
- Mobile e-commerce set to rise by 73% by 2021, being worth \$3.5 Trillion.
- 18-25 year olds spend the most time on apps (93 hours per month via smartphone).
- The average user spends 2.5 hours per day on apps via smartphones.

THE MOBILE APP INDUSTRY



38.5%
GROWTH
BY 2021

MOBILE E-COMMERCE



73%
RISE BY
2021

REVENUE GENERATION



WHERE DOES THE REVENUE COME FROM?

- Affiliate retail commissions
- Local business advertising , BLE, push messaging
- Corporate brand advertising via banners and push messaging
- Transactional commission - crypto trading exchange fees



REVENUE GENERATION



AFFILIATE RETAIL COMMISSIONS

Affiliate commissions range from 5% to 30% of order value.

Average online yearly spend \$700 USD

Average commission benefit to Aloha is 15%

\$100 revenue per annum per active user

LOCAL BUSINESS ADVERTISING

Average small business with 2 - 6 employees has a yearly turnover of \$384k*

Average yearly spend on advertising 8%*

Aloha aim to take a quarter of that revenue

\$7680 revenue per annum per active small business user

REVENUE GENERATION

CORPORATE ADVERTISING

Revenue per active user from Corporate brands for access to Aloha community \$8.50 per annum

CRYPTO TRANSACTIONAL FEES

When Aloha Token users move or exchange Aloha Tokens to a forex fee is generated. Aloha is awarded 50% of Forex fees by our Crypto exchange platform.



FINANCIAL INFORMATION



The company has compiled a detailed three year financial model, from which the following information has been extracted. The directors believe that this forecast represents a conservative position, and fully expect that these numbers can be bettered.

PROJECTED INCOME AND EBITDA

	Revenue	EBITDA	Projected Valuation
2021	\$9.3m	\$4.4m	\$12m
2022	\$46m	\$27m	\$81m
2023	\$101m	\$64m	\$192m
2024	\$210m	\$137m	\$410m
2025	\$431m	\$285m	\$585m
2026	\$799m	\$526m	\$1,510m

The company is currently raising up to \$2m against a value of \$7.5m. This level of investment will take the company through formal launch and to revenue generation.

USER ASSUMPTIONS

We project our user engagement to be the following:

Activity Assumptions	2021	2022	2023	2024	2025	2026
Downloads	500,000	1,000,000	2,000,000	4,000,000	8,000,000	8,000,000
Aggregate Downloads	500,000	1,500,000	3,500,000	7,500,000	15,500,000	27,500,000
Inactive Users	425,000	1,275,000	2,975,000	6,375,000	13,175,000	23,375,000
Monthly Active Users	75,000	225,000	525,000	1,125,000	2,325,000	4,125,000

Merchant Revenue (\$)	2021	2022	2023	2024	2025	2026
Small Business	50	2,500	5,000	10,000	20,000	40,000



REVENUE PROJECTIONS

We anticipate that given the opportunities to use the token in a variety of capacities for both merchants and users, our model assumes that users and merchants will be purchasing the following USD amount of tokens to support their activities (beyond giveaways):

- Users = \$100
- Merchants = \$2500

Based on our studies of other ecosystems, we've found these to be reasonable numbers given the spend we expect companies and users to be using for various activities:

Merchant Spend:	2021	2022	2023	2024	2025	2026
Average Small Business Revenue (\$)	387,000	387,000	387,000	387,000	387,000	387,000
% Advertising Spend	8%	8%	8%	8%	8%	8%
Aloha Wallet Share	25%	25%	25%	25%	25%	25%
Total Merchant Advertising Revenue	387,000	19,350,000	38,700,000	77,400,000	154,800,000	309,600,000

User Spend:	2021	2022	2023	2024	2025	2026
Average User Spend w/ affiliates \$	700	700	700	700	700	700
Aloha Commission	15%	15%	15%	15%	15%	15%
Commission Revenue \$	7,875,000	23,625,000	55,125,000	118,125,000	244,125,000	433,125,000

Revenue Projections

Which is derived from

- Affiliate commissions
- Merchant advertising
- Commission from exchanges for the buy/sale of the Aloha token

Revenue Projections	2021	2022	2023	2024	2025	2026
Total company revenue	\$9,275,875	\$46,075,250	\$101,038,000	\$210,963,500	\$430,814,500	\$799,415,500

SECURITY, BLOCKCHAIN & SMART CONTRACTS

“THE SYSTEM IS TOTALLY SECURE FOR BOTH THE HOTSPOT HOST AND GUEST USER”

“Aloha has been certified as secure thanks to vigorous penetration tests and code revision to avoid possible hacking or bugs. Both the infrastructure and the application part of the project are considered safe, and are tested on an ongoing basis”

Jorge Rodriguez
Head of Aloha Security

Aloha’s product applications are based on blockchain and utilise smart contract functionality, Aloha Dashboard is a single window interface by which users / HotSpot hosts can see their earned tokens, their referral tokens and their user activity.

ERC 20 was chosen due to it being the leading blockchain protocol for infrastructures based on payments.

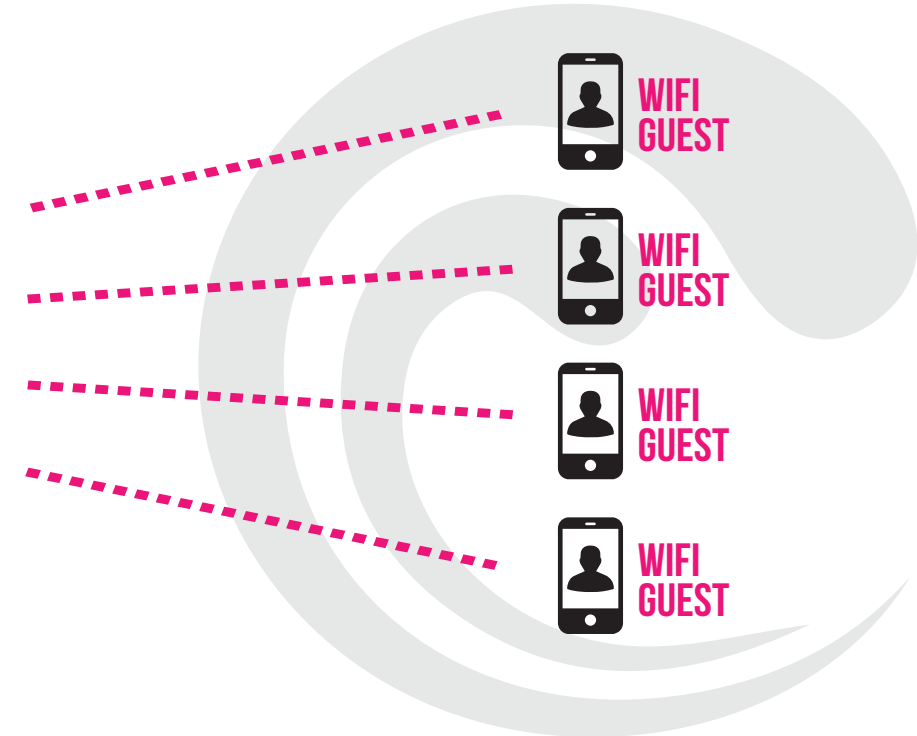
In addition, referral programs, viewing sponsored advertisements or sharing posts, Hotspot Hosts can earn Aloha tokens which are credited to their user wallet automatically by this smart contract mechanism.



APP AND SMARTPHONE SECURITY



The Aloha App has been designed with security as the absolute highest priority. The system works by creating new and independent Wi-Fi networks, that enables approved Aloha guest users (Wi-Fi Guests) to utilise the data that the host has decided to share, to surf the web, check their emails etc.




The app has been accepted by Google and is now featured in the Google PlayStore. The handset manufacturers built in security prevents any access to the Hotspot Hosts phone / device or any of the information stored on it.

ONLINE SHOPPING MALL

Online Shopping Mall Features:

Quick exchange - allows our customers to quickly change Aloha in to BTC via our mini exchange.

Trade Aloha - allows them to trade tokens via API access to our partners exchange platforms. if we have more then one exchange platform the user will click on the icon of their preferred platform.



VIEW LOCAL OFFERS

When a local business sends a offer voucher the recipient (Hotspot Host) will receive a push message telling them that a special offer voucher is waiting for them in their dashboard.

The Hotspot Host goes to the View Local Offers button to see the library of vouchers currently available to him. He can download those vouchers in order to redeem them for a payment in Aloha tokens.

GO SHOPPING

This is where the Hotspot Host will go shopping via our online mall.

They will be able to search by product, category or preferred retailer, also suggest retailers and / or products to us.

The hotspot user can make payment using the embedded Aloha credit card or with a different card.

BUY MORE ALOHA

This is where the Hotspot Host can top up their token balance.

There are only 2 reasons why they would buy more tokens:

- To top up their balance to add to their credit card to go shopping on line
- To top up their balance to make purchases form local Aloha Business Users

They will have the option of leaving the tokens in their Aloha locker or add those tokens to their embedded Aloha credit card, (this means that we convert the Aloha into USD in the background).

ALOHA FOR BUSINESS

The Aloha business router is designed to to plug and play in small business venues. It will allow small business owners to better serve their customers by offering free high quality internet whilst allowing the business owner to connect with each customer individually and to access valuable marketing data specific to their location.

Aloha for Business will increase the monthly numbers of new Aloha users downloading the app by as much as 30% which in turn will boost revenues.



Key features of Aloha for Business

How do business users earn Aloha tokens?

- Connect the plug and play router
- Business venue earns Aloha tokens for each guest who uses the WiFi
- More Aloha tokens can be earned for the business user by taking part in our social media activity and recommending Aloha to friends, family and customers.
- Business users can make and receive payments using Aloha tokens.

How do Business users spend Aloha Tokens

- Business users will have access to a global selection of on line vendors and suppliers via our shopping portal and can spend tokens freely.
- Aloha tokens can be used to buy advertising. Business users can design and send special offers, promotions, or any kind of message you wish to your local audience via the Aloha platform.

Advertising on Aloha

- Access to the Aloha community
- Refine the audience by region, age and interests etc
- Use the message design suite incorporated within the portal to design the messages
- The messages will take the form of push messages which go directly to your audience's smartphone.
- Aloha rewards community members for agreeing to read messages from our partners. This means that advertisers can expect read rates approaching 80%!
- Statistics - Shows how many of the Aloha Community view your adverts (push messages), how many click through to the business venues website or Google Maps page, therefore tracking how Aloha is assisting business growth



**WHAT CAN HOTSPOT
HOSTS DO WITH THE
MONEY THEY EARN?**

We pay rewards to app users with the Aloha Loyalty Token and Aloha Bucks.

Aloha Bucks - A micro reward system focussed around local communities using a voucher system to redeem rewards. Bucks can also to be used to convert to the Aloha Loyalty Token.

Aloha Loyalty Token - an ERC 20 based crypto currency used to operate our global reward system. Aloha Loyalty tokens can be traded with other crypto currencies such as Bitcoin or exchanged for fiat and used to buy products or services from our affiliate partner network. Both reward systems run in tandem to create maximum engagement with and benefit to both app users and Aloha business users, whilst enabling us to keep tight control on the number of Aloha Loyalty tokens is circulation.

Our system will exchange Aloha tokens into:

- £ **GBP**
- \$ **USD**
- € **Euros**
- ₿ **Bitcoin**

The balance can be transferred into their bank or they can send credit to their Aloha credit card (no bank account required).

They can also visit our online shopping mall and enjoy an amazing retail experience with many global brand partners! All of this can be done from the dashboard for maximum convenience and ease.

THE ALOHA LOYALTY TOKEN

Each of the transactions carried out between Aloha, the Hotspot Host, affiliate partners and advertisers will be conducted using smart contracts and blockchain technology.

Our ERC 20 infrastructure allows for the immediate self-execution of rewards payments, allowing our users to instantly make use of their Aloha tokens once they've earned them.



Hotspot Hosts sharing bandwidth

Our agreement with Hosts covers a specific activity. When a hotspot host activates or engages with the app each day of reward fees generated. We provision the reward via blockchain, once the activity is completed the smart contract is fulfilled and payment automatically made in to the Hotspot Hosts account.

Hotspot Host engaging with Aloha commercial partners

Hotspot Hosts are also rewarded for viewing push messages from advertisers, and elect how many, and what type of messages they would like to view. As the Hotspot views the agreed messages so the smart contract is fulfilled and payment made to the Host. The advertiser is therefore aware of when and how often their messages are viewed.

SUMMARY

Aloha is unique – the only peer to peer Wi-Fi hotspot technology that encourages the Hotspot Host to take part. Aloha is the **only** app based Wi-Fi sharing technology on the market.

We offer winning positions to all stakeholders:

- Hotspot Hosts get paid for working with us
- Hotspot Guests benefit from free and open access to the web
- Advertisers reach to a highly segmented and engaged audience
- Affiliate retail partners benefit from a daily audience of millions with money to spend
- Our investors benefit from a business model that is designed to rocket in value



ALOHA ECOSYSTEM

Protecting the token value

Our business model generates a value of up to 133 incoming Aloha Tokens for every 1 token that we give away as rewards to our users. That means that we have the ability to buy back as many tokens as we desire in order to keep the supply of tokens low and the price high. We will burn all tokens we buy back to further limit total supply and further stimulate demand

Token Recycling Mechanism	2021	2022	2023	2024	2025	2026
Total tokens issued	46,694,440	32,250,000	41,250,000	0	0	0
Cumulative tokens issued	46,694,440	78,944,440	120,194,440	120,194,440	120,194,440	120,194,440
\$/token	\$0.05	\$0.05	\$0.05	\$0.05	\$0.05	\$0.05
Value of tokens issued (\$)	2,334,722	1,612,500	2,062,500	0	0	0

Revenue expressed in Token Value	2021	2022	2023	2024	2025	2026
Annual Revenue (\$)	9,275,875	46,075,250	101,038,000	210,963,500	430,814,500	799,415,500
Token value	\$0.05	\$0.05	\$0.05	\$0.05	\$0.05	\$0.05
Incoming token value	185,517,500	921,505,000	2,020,760,000	4,219,270,000	8,616,290,000	15,988,310,000
Recycling ratio	4:0	11:7	16:8	35:1	71:7	133:0

TAX EFFICIENT INVESTMENTS

EIS (Enterprise Investments Scheme)

OPP Systems Limited is an EIS qualifying investment, The company has received advance assurance from HMRC confirming that the company is eligible under section 204(1) of the income Tax Act (ITA) 2007 to issue compliance certificates relating to issuance of ordinary shares.



"When you make an EIS qualifying investment, you can claim tax relief of 30% of your income tax bill in the year that you invest. You'll pay no capital gains tax on any profits you make from an EIS investment. For example if you invest £10,000 and three years later you sell your shares for £50,000, you'll get the full benefit of the £40,000 profit.

If on the other hand you make a loss on your investment, you can offset that loss against income tax. If you want to offset your loss against other capital gains in the normal way, you can do this instead. There is also no inheritance tax to pay on shares bought through EIS. To be eligible for EIS reliefs, you generally have to hold the shares for at least 3 years before selling them."

gov.uk



THE ALOHA TEAM



Martin Regan
Entrepreneur & CEO



Phillip Legg
CTO



Casey Blanche
Head Of Operations



Juanjo Chust
Blockchain Senior Developer



Nelson Marco
Blockchain Developer



Valentin Stancu
Senior Software
Developer



Joanna Nemes
Marketing



George Stancu
Software Developer



Jorge Rodriguez
Project Security

ALOHA PARTNERS



> r k e r l > b s

codebuilders

KEY ADVISORS



Crowe Clark Whitehill Accountants

Crow Clark Accountancy are part of Crow Global. They are a Prestigious UK based award winning accountancy.

HILL DICKINSON

Hill Dickinson Lawyers

Hill Dickinson is a leading & award winning international law firm with more than 175 partners based over five UK offices & five overseas offices.

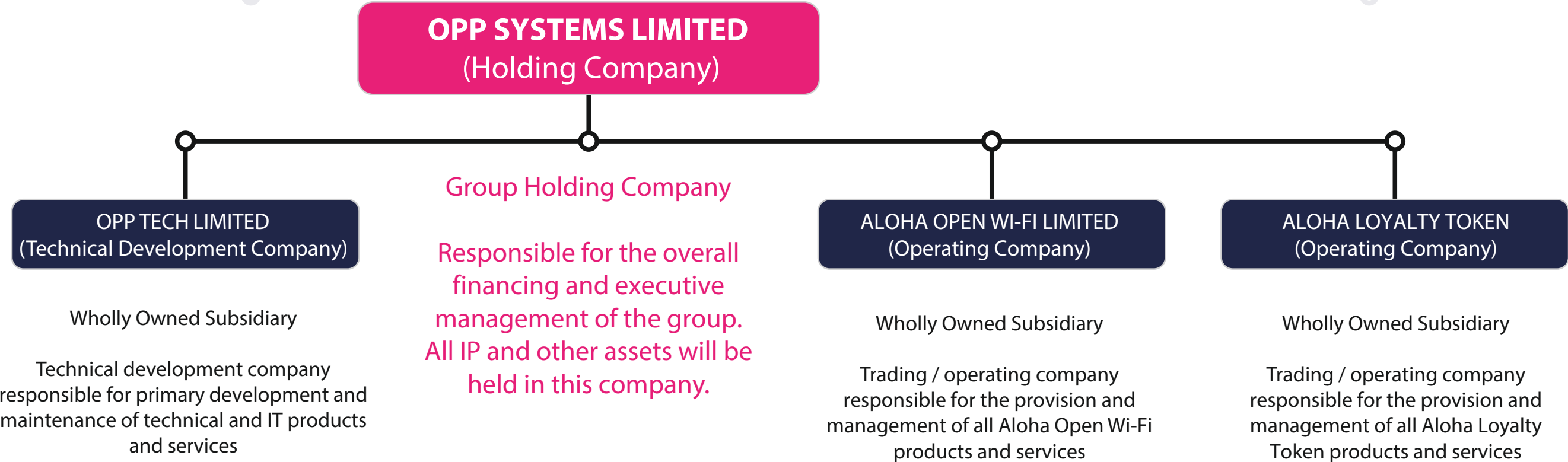


St. Bride's Partners

St Brides Partners Financial PR

St Brides is a leading London based investor / financial public relations and marketing consultancy.

CORPORATE STRUCTURE



ALOHA SURF FORECAST



Q4 2021

EXPAND ALOHA ACROSS THE UK
OPEN GLOBAL PARTNER PROGRAM

Q3 2021

LAUNCH ALOHA FOR BUSINESS
BRIDGE ALOHA DEFI TO ALOHA WIFI
LAUNCH ALOHA MARKETPLACE

Q2 2021

LAUNCH DAO
EXPAND ALOHA ECOSYSTEM
DEVELOP MICRO EXCHANGE
EXPLORE TIER 1 EXCHANGE

DISCLAIMER

The information in this presentation is in summary form and should not be relied upon as a complete and accurate representation of OPP Systems Limited and its various business activities. While management has taken every effort to ensure the accuracy of the material in the presentation, the presentation is provided for information purposes only. No representation or warranty, express or implied, is or will be made by OPP Systems Limited or its officers, directors, employees or advisers as to the fairness, accuracy, completeness or correctness of the information, opinions and conclusions contained in, or implied by, this presentation, or as to the reasonableness of any assumption, forecasts, prospects or returns contained in, or implied by, this presentation or any part of it. The presentation may include information derived from third party sources that have not been independently verified.

This presentation should be read in conjunction with other technical information and reports prepared by independent consultants for OPP Systems Limited.

This presentation contains certain forward-looking statements with respect to the financial condition, results of operations and business of OPP Systems Limited and certain plans and objectives of the management of OPP Systems Limited. Forward-looking statements can generally be identified by the use of words such as 'project', 'foresee', 'plan', 'aim', 'intend', 'believe', 'estimate', 'may', 'should', 'will' or similar expressions. Indications of, and guidance on, production targets, targeted output, development or time lines and future financial position and performance are also forward-looking statements. The forward looking statements included in this presentation involve subjective judgment and analysis and may cause actual results to differ materially from those expressed or implied in such statements and are subject to significant business, economic and competitive uncertainties, risks and contingencies, many of which are outside the control of, and are unknown to OPP Systems Limited. These risks include, among others, changes in the economic climate. If one or more of these risks materialises, or underlying assumptions prove incorrect, OPP Systems Limited may vary materially from those expected, estimated or projected. Given these uncertainties, you are cautioned not to place undue reliance on forward-looking statements. These forward looking statements are based on information available to us as of the date of this presentation. Except as required by law or regulation (including any future stock exchange listing rules) we undertake no obligation to update these forward-looking statements. This presentation is subject to change without notice. Subject to any obligations under applicable laws, regulations or securities exchange listing rules. OPP Systems Limited disclaims any obligation or undertaking to release any updates or revisions to the presentation to reflect any change in expectations or assumptions. Nothing in the presentation should be interpreted to mean that there has been no change in the affairs of OPP Systems Limited since the date of the presentation. This presentation does not constitute investment, legal, taxation or other advice and the presentation does not take in to account your investment objectives, financial situation nor particular needs. You are responsible for forming your own opinions and conclusions on such matters and should make your own independent assessment of the information contained in, or implied by, this presentation and seek independent professional advice in relation to such information and any action taken on the basis of the information.